



ADVENTURES OF ZURY

BACK TO SCHOOL

SÜREÇ DEĞERLENDİRMeye YÖNELİK ETKİNLİK KİTABI

ilkokul İngilizce
4. Sınıf



Scan it



for Zury's song

ADVENTURES OF ZURY

SÜREÇ DEĞERLENDİRMeye YÖNELİK ETKİNLİK KİTABI





İSTİKLÂL MARŞI

Korkma, sönmez bu şafaklarda yüzen al sancak;
Sönmeden yurdumun üstünde tüten en son ocak.
O benim milletimin yıldızıdır, parlayacak;
O benimdir, o benim milletimindir ancak.

Çatma, kurban olayım, çehreni ey nazlı hilâl!
Kahraman ırkıma bir gül! Ne bu şiddet, bu celâl?
Sana olmaz dökülen kanlarımız sonra helâl.
Hakkıdır Hakk'a tapan milletimin istiklâl.

Ben ezelden beridir hür yaşadım, hür yaşarım.
Hangi çılgın bana zincir vuracakmış? Şaşarım!
Kükremiş sel gibiyim, bendimi çiğner, aşarım.
Yırtarım dağları, enginlere sığmam, taşarım.

Garbın âfâkını sarmışsa çelik zırhlı duvar,
Benim iman dolu göğsüm gibi serhaddim var.
Ulusun, korkma! Nasıl böyle bir imanı boğar,
Medeniyet dediğin tek dişi kalmış canavar?

Arkadaş, yurduma alçakları uğratma sakın;
Siper et gövdeni, dursun bu hayâsızca akın.
Doğacaktır sana va'dettiği günler Hakk'ın;
Kim bilir, belki yarın, belki yarından da yakın.

Bastığın yerleri toprak diyerek geçme, tanı:
Düşün altındaki binlerce kefensiz yatanı.
Sen şehit oğlusun, incitme, yazıktır, atanı:
Verme, dünyaları alsan da bu cennet vatanı.

Kim bu cennet vatanın uğruna olmaz ki feda?
Şüheda fışkıracak toprağı sıksan, şüheda!
Cânı, cânânı, bütün varımı alsın da Huda,
Etmesin tek vatanımdan beni dünyada cüda.

Ruhumun senden İlahî, şudur ancak emeli:
Değmesin mabedimin göğsüne nâmahrem eli.
Bu ezanlar -ki şehadetleri dinin temeli-
Ebedî yurdumun üstünde benim inlemeli.

O zaman vecd ile bin secde eder -varsa- taşım,
Her cerâhamdan İlahî, boşanıp kanlı yaşım,
Fışkırır ruh-ı mücerret gibi yerden na'sım;
O zaman yükselerek arşa değer belki başım.

Dalgalan sen de şafaklar gibi ey şanlı hilâl!
Olsun artık dökülen kanlarımın hepsi helâl.
Ebediyyen sana yok, ırkıma yok izmihlâl;
Hakkıdır hür yaşamış bayrağımın hürriyet;
Hakkıdır Hakk'a tapan milletimin istiklâl!

Mehmet Âkif Ersoy


GENÇLİĞE HİTABE

Ey Türk gençliği! Birinci vazifen, Türk istiklâlini, Türk Cumhuriyetini, ilelebet muhafaza ve müdafaa etmektir.

Mevcudiyetinin ve istikbalinin yegâne temeli budur. Bu temel, senin en kıymetli hazinendir. İstikbalde dahi, seni bu hazineden mahrum etmek isteyecek dâhilî ve hâricî bedhahların olacaktır. Bir gün, istiklâl ve cumhuriyeti müdafaa mecburiyetine düşersen, vazifeye atılmak için, içinde bulunacağın vaziyetin imkân ve şeraitini düşünmeyeceksin! Bu imkân ve şerait, çok namûsait bir mahiyette tezahür edebilir. İstiklâl ve cumhuriyetine kastedecek düşmanlar, bütün dünyada emsali görülmemiş bir galibiyetin mümessili olabilirler. Cebren ve hile ile aziz vatanın bütün kaleleri zapt edilmiş, bütün tersanelerine girilmiş, bütün orduları dağıtılmış ve memleketin her köşesi bilfiil işgal edilmiş olabilir. Bütün bu şeraitten daha elîm ve daha vahim olmak üzere, memleketin dâhilinde iktidara sahip olanlar gaflet ve dalâlet ve hattâ hıyanet içinde bulunabilirler. Hattâ bu iktidar sahipleri şahsî menfaatlerini, müstevlîlerin siyasî emelleriyle tevhit edebilirler. Millet, fakr u zaruret içinde harap ve bîtap düşmüş olabilir.

Ey Türk istikbalinin evlâdı! İşte, bu ahval ve şerait içinde dahi vazifen, Türk istiklâl ve cumhuriyetini kurtarmaktır. Muhtaç olduğun kudret, damarlarındaki asil kanda mevcuttur.

Mustafa Kemal Atatürk



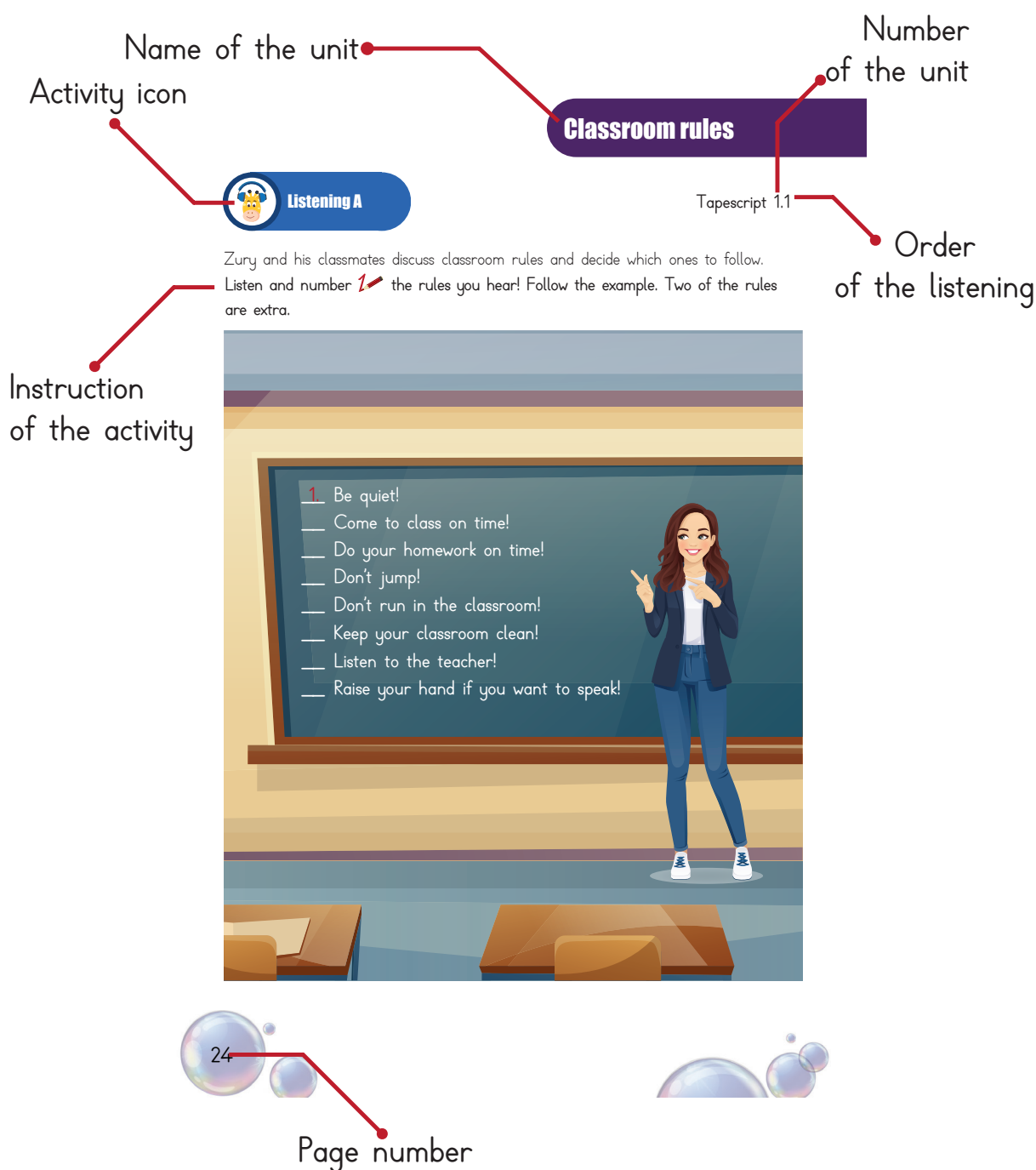
MUSTAFA KEMAL ATATÜRK

Contents

Introduction of the Book	9
Activity Icons	10
Characters	13
Unit 1 Classroom rules	23
Unit 2 Nationality	43
Unit 3 Cartoon characters	59
Unit 4 Free time	71
Unit 5 My day	81
Unit 6 Fun with science	93
Unit 7 Jobs	103
Unit 8 Clothes	113
Unit 9 Friends	125
Unit 10 Food and drinks	137
Crafts	147



Introduction of the Book



Activity Icons

Listen



Listening

Speak



Speaking

Check your answers



Self-assessment

Check your friends' answers



Peer assessment

Check your answers



Quick check

Open your book on page 167



Go to page 167

Activity Icons

colour



Colour



Draw



Draw lines



Make a circle



Number



Put a tick



Put a cross

stick




Stick

write down



Write down




CHARACTERS





My name is Harry.





Hello! This is Nora.







Unit 1

CLASSROOM RULES





Listening A

Tapescript 1.1

Zury and his classmates discuss classroom rules and decide which ones to follow. Listen and number **1** the rules you hear! Follow the example. Two of the rules are extra.

☒ 1. Be quiet!

☐ Come to class on time!

☐ Do your homework on time!

☐ Don't jump!

☐ Don't run in the classroom!

☐ Keep your classroom clean!

☐ Listen to the teacher!

☐ Raise your hand if you want to speak!



Quick check

Check your answers in Listening A with your teacher and *write down* the letters of the signs on the list. Follow the example. Two of the signs are extra.

Name and surname:

Our Classroom Rules	
1. c	a.
2.	b.
3.	c.
4.	d.
5.	e.
6.	f.
	g.
	h.







Peer assessment

Exchange your books with your deskmates'. Check each other's answers in Quick check section and put a tick  or a cross  in the table.

Name and surname:

CHECKLIST


My friend can hear

		
1.	<input checked="" type="checkbox"/>	<input type="checkbox"/>
2.	<input type="checkbox"/>	<input type="checkbox"/>
3.	<input type="checkbox"/>	<input type="checkbox"/>
4.	<input type="checkbox"/>	<input type="checkbox"/>
5.	<input type="checkbox"/>	<input type="checkbox"/>
6.	<input type="checkbox"/>	<input type="checkbox"/>


Time to think about my work today!

colour one icon in each line.

I like doing this work.



I find this work easy.



To do this work, I need...





Listening B

Zury and his friends work on an activity in pairs.

a.



b.



c.



1

d.



Listen to the dialogue and number  the pictures. Follow the example. Two of the pictures are extra.


e.



f.



g.



h.







Self-assessment

Check your answers in Listening B and put a tick ✓ or a cross ✗ in the table. Follow the example.

Name and surname:

CHECKLIST

I can hear

		
1.	<input checked="" type="checkbox"/>	<input type="checkbox"/>
2.	<input type="checkbox"/>	<input type="checkbox"/>
3.	<input type="checkbox"/>	<input type="checkbox"/>
4.	<input type="checkbox"/>	<input type="checkbox"/>
5.	<input type="checkbox"/>	<input type="checkbox"/>
6.	<input type="checkbox"/>	<input type="checkbox"/>

colour one star for each correct answer.



My achievement
today





Listening C

Zury and his classmates prepare their own model buses.

Hey guys! Let's prepare our own model bus.

Be all ears and follow us!




Are you guys ready? Here we go!

One!    at page 33, please!

Wait for your friends to finish this!

Listen to each step and do as I say, please.

Follow me carefully, and don't miss the instructions, please.

Two! Take your crayons out, and    the doors red, please!

Wait for your friends to finish this!

Listen to each step and do as I say, please.




Follow me carefully, and don't miss the instructions, please.

Three!    three blue stars on three different windows, please!



Listen to the song and put a tick  under the correct picture. Follow the example..

Wait for your friends to finish this!
Listen to each step and do as I say, please.
Follow me carefully, and don't miss the instructions, please.


Four!    out two of the balloons you see
at the bottom of the page, please!

Wait for your friends to finish this!
Listen to each step and do as I say, please.
Follow me carefully, and don't miss the instructions, please.

Five!    these balloons under the windows, please!

Wait for your friends to finish this!
Listen to each step and do as I say, please.
Follow me carefully, and don't miss the instructions, please.
Raise your model bus cards and show them to your classmates!
Wow! You all have done a great job. Applaud yourselves, please!





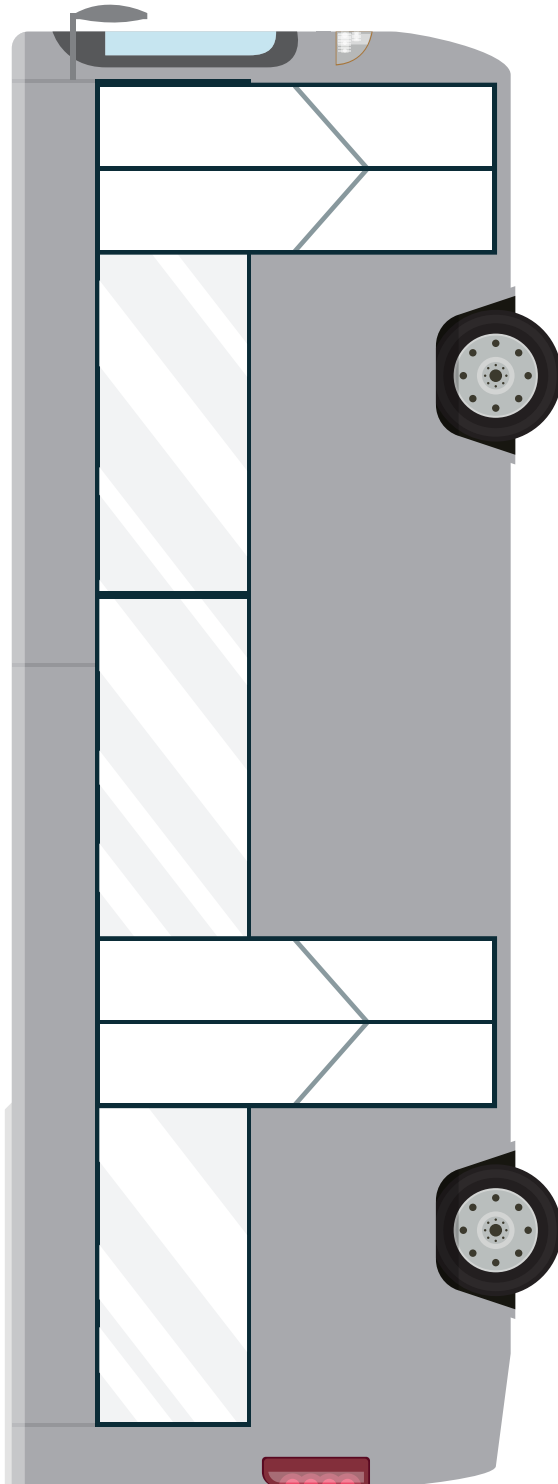







Quick check

Check all of your answers in Listening C. Do the craft and show your model bus cards to your teacher.









Listening D

Tapescript 1.4

Zury and his friends are at the theatre. They look at their tickets and try to find their seats.

Listen and stick  the characters' pictures to the correct seats. Follow the example. Two of the seats are extra.

 Go to page 149





Self-assessment

Check your answers in Listening D and *write down* the letters of the seat numbers. Follow the example. Two of the numbers are extra.

1.

Dancing shoes Date: 29.09.2023 Time: 20.00 Seat Number: h	Name: Zury
---	------------
2.

Dancing shoes Date: 29.09.2023 Time: 20.00 Seat Number: 	Name: Harry
--	-------------
3.

Dancing shoes Date: 29.09.2023 Time: 20.00 Seat Number: 	Name: Jack
--	------------
4.

Dancing shoes Date: 29.09.2023 Time: 20.00 Seat Number: 	Name: Mary
--	------------
5.

Dancing shoes Date: 29.09.2023 Time: 20.00 Seat Number: 	Name: Tom
--	-----------
6.

Dancing shoes Date: 29.09.2023 Time: 20.00 Seat Number: 	Name: Emily
--	-------------
7.

Dancing shoes Date: 29.09.2023 Time: 20.00 Seat Number: 	Name: Nora
--	------------

- a. Twelve
- b. Fifteen
- c. Eighteen
- d. Twenty
- e. Twenty-three
- f. Thirty-seven
- g. Forty-six
- h. Forty-nine
- i. Fifty


Classroom rules



Speaking A

Zury and his friends do some calculations.

Work in groups and do the calculations. Share your results with the other groups.



Twenty minus four equals sixteen.

Great! Twelve plus two equals fourteen.



Maths symbols

+ Plus
- Minus
= Equal



Speaking B

Zury and his classmates do different activities at different stations.

B1: Work in groups. Go to one of the stations as a group in the classroom.

B2: Read, share and follow the instructions there. Do the same at each station.



my notes



Unit 2

NATIONALITY





Listening A

It is the "International Students' Day" at Zury's school. Zury joins an online meeting and introduces his foreign friends to his classmates.

- A. Britain B. France C. Germany D. Italy E. Japan

Video M

Your Online Webinar

Monday, 2 October

Zury



1.

A

Bella



2.



Alp



5.



Photo



Record



Invite



Share

A1: Listen and *write down* the letters of the countries in the correct boxes.
Follow the example. Two of the countries are extra.

F. South Africa G. Spain H. The USA I. Türkiye

Meeting

Lucas

Sara

Yoko

Oliver

3.

4.

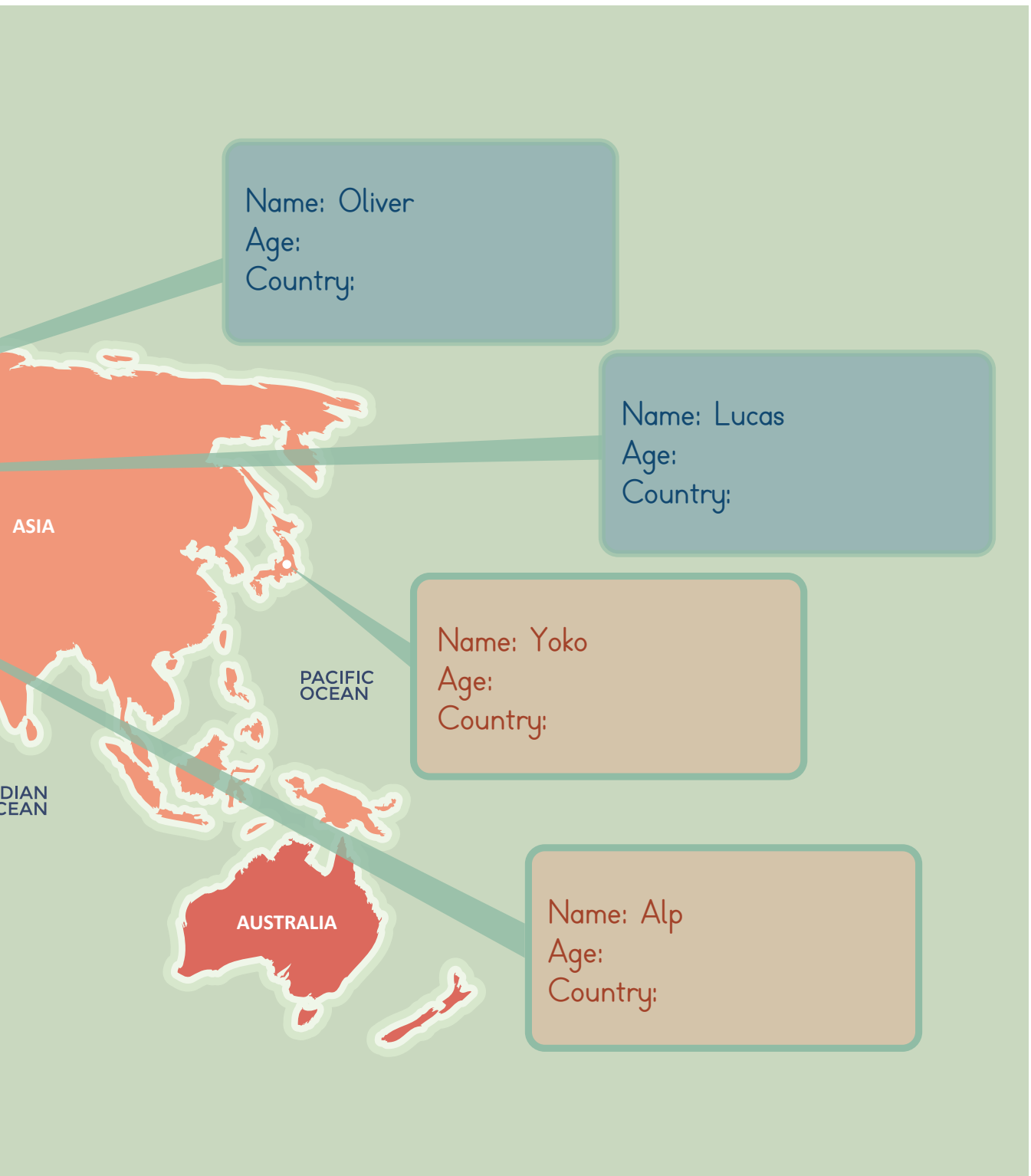
6.

7.

Document Chat Exit Meeting

A2: Listen to Tapescript 2.1 again and *write down* the ages of the characters and countries correctly. Follow the example.







Self-assessment

Check your answers in Listening A and compare them with the correct answers.
Put a tick ✓ or a cross ✗ in the table.

Name and surname:

CHECKLIST
I can hear

		Age	Country
1.	 Zury	<input checked="" type="checkbox"/>	<input checked="" type="checkbox"/>
2.	 Yoko	<input type="checkbox"/>	<input type="checkbox"/>
3.	 Sara	<input type="checkbox"/>	<input type="checkbox"/>
4.	 Oliver	<input type="checkbox"/>	<input type="checkbox"/>
5.	 Bella	<input type="checkbox"/>	<input type="checkbox"/>
6.	 Alp	<input type="checkbox"/>	<input type="checkbox"/>
6.	 Lucas	<input type="checkbox"/>	<input type="checkbox"/>



Harry and Nora talk about countries using their puppets.

Work in pairs. Use the puppets. Ask and answer questions about different countries.





Listening B

Zury and his friends listen to pieces of traditional music from different countries and try to guess their friends' nationalities.

Countries	Nationalities
America	American
China	Chinese
France	French
Germany	German
Iran	Iranian
Iraq	Iraqi
Italy	Italian
Japan	Japanese
Mexico	Mexican
Pakistan	Pakistani
Russia	Russian
Spain	Spanish
Türkiye	Turkish


Listen to their dialogues and circle the nationality of the foreign students. Follow the example.

	A	B	C
1. Tahmin is	 Pakistani	 Iranian	 Iraqi
2. Diego is	 American	 Mexican	 Spanish
3. Elena is	 German	 Italian	 Russian
4. Shirin is	 Iranian	 Iraqi	 Italian
5. Chen is	 Japanese	 Chinese	 Turkish
6. Verona is	 Spanish	 French	 German




Check your answers in Listening B and complete the passports with the correct information. Follow the example.


1.

PASSPORT	
	<p><i>Name</i> Tahmin</p> <p><i>Nationality</i> <u>Pakistani</u></p> <p><i>Country</i> <u>Pakistan</u></p>
	<p><i>Passport No.</i> AB1234567890</p> <p><i>Personal No.</i> 0123456789</p> <p><i>Sex</i> M</p>

2.

PASSPORT	
	<p>Name AC2314567890</p> <p>Nationality 0123456788</p> <p>Sex M</p>
<p>Country</p>	

3.

PASSPORT	
	<p><i>Name</i> Elena</p> <p><i>Nationality</i> _____</p> <p><i>Country</i> _____</p>
<p><i>Passport No.</i> AD1236457890</p> <p><i>Personal No.</i> 0123645789</p> <p><i>Sex</i> F</p>	


P<RU<#####ELENA#####
<#####AD1236457890#####0123645789<#</div></div>




4.

[illegible]

5.

PASSPORT	
	<p><i>Name</i> Chen</p> <p><i>Nationality</i> _____</p> <p><i>Country</i> _____</p>
<p><i>Passport No.</i> AE3214567089</p> <p><i>Personal No.</i> 0123456078</p> <p><i>Sex</i> M</p>	

6.

PASSPORT	
	<p><i>Name</i> Verona</p> <p><i>Nationality</i> _____</p> <p><i>Country</i> _____</p>
<p><i>Passport No.</i> AF0987654321</p> <p><i>Personal No.</i> 9876543210</p> <p><i>Sex</i> F</p>	









Peer assessment

Check your answers in Listening B. Then, exchange your books with your deskmates'.
Check each other's answers and put a tick ✓ or a cross ✗ in the table.
Follow the example.

Name and surname:

CHECKLIST
My friend can hear

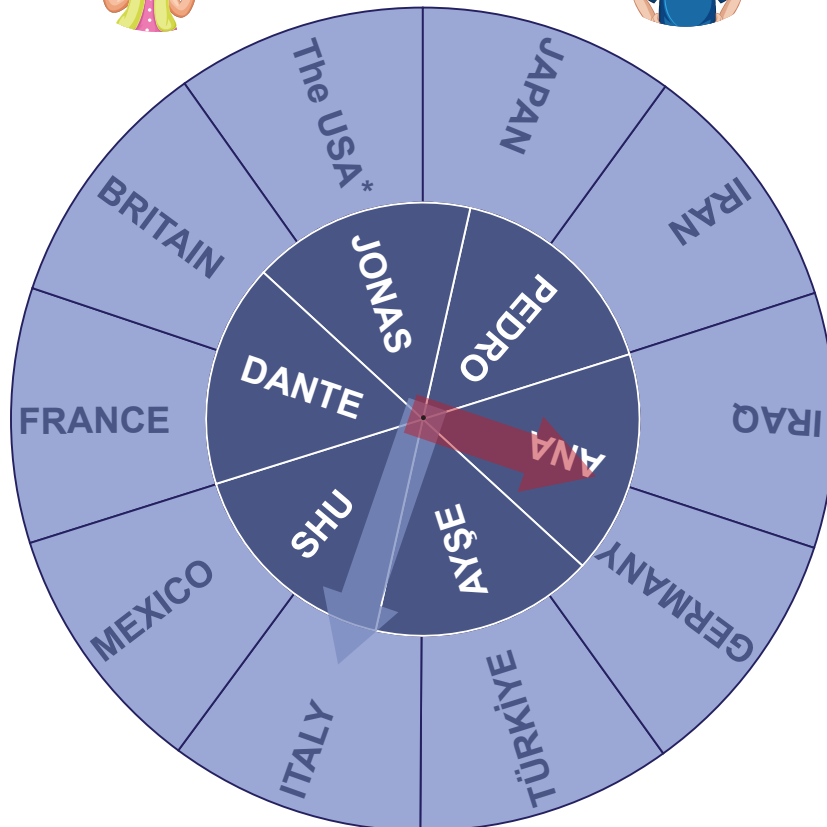
		Country	Nationality
1.	 Tahmin		
2.	 Diego		
3.	 Elena		
4.	 Shirin		
5.	 Chen		
6.	 Verona		





Mary and Tom talk about nationalities.

Work in pairs. Follow Mary and Tom's example. Make similar dialogues.



*The United States of America



Speaking C

Harry and his classmates play a game to find the locations of the cities.

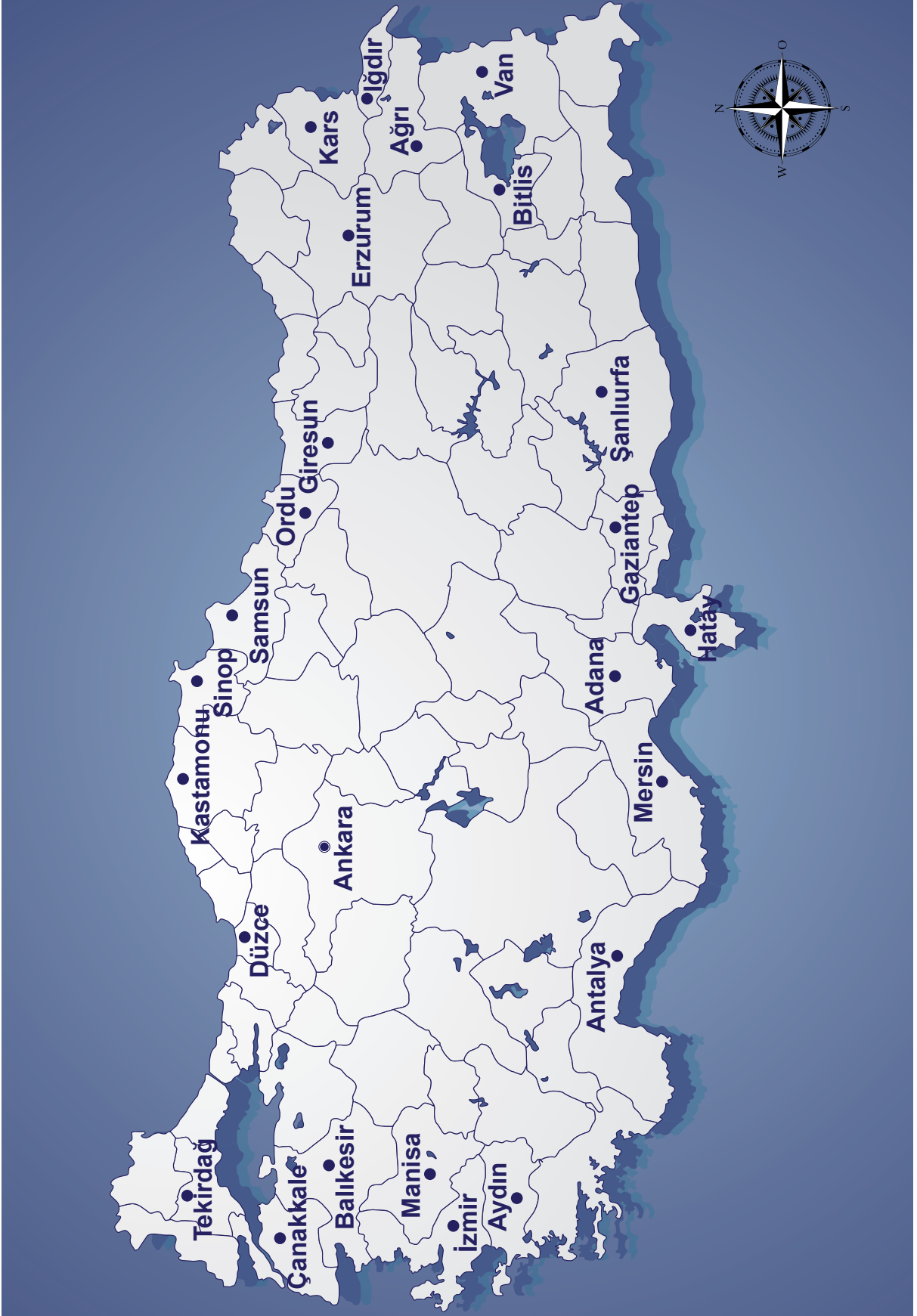
Ask and answer questions about the locations of the cities. Follow the example.

C1: Choose a card from the box and check the map in your book. Find where the city is.

C2: Move in that direction on time.

C3: Don't speak at the same time. Wait your turn to ask and answer questions.







Unit 3

CARTOON CHARACTERS





Listening A

Tapescript 3.1

Zury and Emily are superheroes in Zury's dream. They talk about what they CAN do or what they CANT do on a TV show.

Listen and put a tick ✓ or a cross ✗ in the table. Follow the example.




Cartoon characters



Quick check

Check your answers in Listening A and show the correct card.



Yes = CAN
No = CANNOT








Speaking A

Zury and his classmates try to find students who can/cannot do some activities.

Work with your classmates. Ask and answer questions about activities to complete the table.

CAN ✓ CANNOT ✕	FIND SOMEONE		
Your friends' names			

NOTES:

Cartoon characters





Can you paint well, Jack?

Yes, I can.



WHO CAN/CANNOT ...



Your extra
questions and
their answers

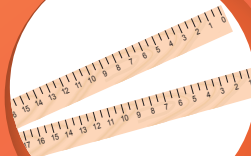





Listening B

It is "Show and Tell Day" at Zury's school. Zury and his friends bring their favourite toys, stationery items, and/or musical instruments to class.

**WHOSE
OBJECTS
ARE THESE?**



B1: Listen and *write down*  the characters' names in the correct places.
Follow the example. Two of the objects are extra!

A. TOYS

1. Zury's teddy bear
2. _____ ball
3. _____ compass

B. MUSICAL INSTRUMENTS

4. _____ and _____ guitar
5. _____ violin
6. _____ flute

C. STATIONERY ITEMS

7. _____ rulers
8. _____ and _____ scissors
9. _____ pencil case

Time to think about my work today!

colour one icon in each line.



I liked doing this work.



I found this work easy.



To do this work, I needed...



peer



teacher



book/computer

Tapescript 3.2
B.2

B2: Listen to Tapescript 3.2 again and complete the sentences. Follow the example.
Two of the sentences are extra.

1. It is (Zury's) / his



2. This is _____ / _____



3. That is _____ / _____




4. It is _____ and _____ / _____




5. This is _____ / _____



6. That is _____ / _____



7. They are _____ / _____



8. These are _____ and _____ / _____



9. This is _____ / _____



Name and surname: _____

A. TOYS

1. My favourite toy is _____
2. Our favourite toy is _____ *(my and my best friend's)

B. MUSICAL INSTRUMENTS

3. My favourite musical instrument is _____
4. Our favourite musical instrument is _____

C. STATIONERY ITEMS

5. My favourite stationery item is _____
6. Our favourite stationery item is _____

Cartoon characters




Speaking B

Mrs Walker is in the lost and found room in her school. She tries to find the owners of some of the objects. Let's help her.

Work in groups. Ask and answer questions about whose objects they are.

B1: Look at the original picture.

B2: Stick  the object(s) next to its/their owners.



B3: Find your group symbol together and stick  it to its own place.





Unit 4

FREE TIME





Listening A

Zury and his friends sing a song.

It's not about having time but making time!
Carpediem! Make the best use of your day!

Zury, Zury! What are your favourite activities?

I love (1)



and (2)



Nora, Nora! What do you do in your free time?

I (3)



and (4)



Harry, Harry! What are your favourite activities?

I love (5)



and (6)



Listen to the song and put a tick  under the correct picture. Follow the example.

Mary, Mary! What do you do in your free time?

I (7)



and (8)



Emily, Emily! What are your favourite activities?

I love (9)



and (10)



Tom, Tom! What do you do in your free time?

I (11)



and (12)





Quick check



Go to page 169

Check your answers in Listening A with your teacher. Show a green or a red card.



Green card = Correct answer
Red card = Incorrect answer





















Listening B

Tapescript 4.2


Zury wants to learn what his friends like and dislike.

Listen and put a tick  or a cross  in the table. Follow the example.

	 Tom	 Mary	 Jack	 Emily	 Harry
1. 					
2. 					
3. 					
4. 					
5. 					
6. 					
7. 					
8. 					
9. 					
10. 					






Peer assessment

Exchange your books with your deskmates'. Check each other's answers in Listening B and put a tick  in the table.

Name and surname:

CHECKLIST
My friend can hear

		
1.		<input type="checkbox"/>
2.	<input type="checkbox"/>	<input type="checkbox"/>
3.	<input type="checkbox"/>	<input type="checkbox"/>
4.	<input type="checkbox"/>	<input type="checkbox"/>
5.	<input type="checkbox"/>	<input type="checkbox"/>
6.	<input type="checkbox"/>	<input type="checkbox"/>
7.	<input type="checkbox"/>	<input type="checkbox"/>
8.	<input type="checkbox"/>	<input type="checkbox"/>
9.	<input type="checkbox"/>	<input type="checkbox"/>
10.	<input type="checkbox"/>	<input type="checkbox"/>

 Correct answer
 Incorrect answer





Speaking A

Harry and Mary talk about their friends' likes and dislikes.

Work in groups. Talk about your friends' likes and dislikes and complete the questionnaire with your friends' answers.






Speaking B

Zury interviews a celebrity for his project.

Work in pairs. Choose a role card. Then, role-play it.




Useful language box	
	Can you say that again, please? Pardon me? Say that again, please. Slowly, please.
	Like
	Dislike

My notes



Unit 5

MY DAY






Listening A

Mrs Walker asks Zury and his classmates to talk about their favourite activities on Saturdays. Zury begins first and tells his classmates what his daily routine is.






My favourite
activities
on Saturday






Listen and *write down*  the letters of the statements. Follow the example.
One of the statements is extra in each part of the day.



1.  d
2.  _____
3.  _____




- a. have a big family breakfast
- b. wear casual clothes
- c. get up late
- d. do morning exercise



4.  _____
5.  _____
6.  _____

- e. go shopping
- f. go to the playground
- g. walk the dog in the park
- h. meet my friends at a café



7.  _____
8.  _____
9.  _____




- i. watch TV
- j. go out for dinner
- k. have a shower
- l. read a story book



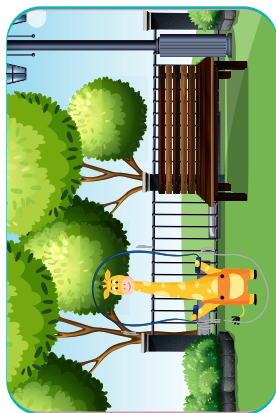
Self-assessment



Go to page 171

Check your answers in Listening A and stick  the pictures to the correct places. Then check your answers with your teacher and put a tick  or a cross  in the boxes. Follow the example. Two of the pictures are extra.

ZURY'S ROUTINE ON SATURDAY




1.




2.




3.




4.




5.




6.



7.



8.



9.



How I feel about my work today!



Got it!

I, _____



Need practice!



Need help!



Listening B

Zury and Mrs Walker chant about Zury's day.

1.



09:00

08:00

True / False

2.



11:00

True / False

3.



12:00

True / False

4.




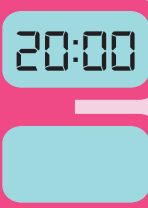
16:00

True / False

Listen and circle True or False. If you circle False, *write down* the correct time. Follow the example.

5.  

True / False

6.  

True / False

7.  

True / False



Scan it for
Zury's animation

How I feel about my work today!



Got it!

I, _____




Need practice!






















Need help!



Peer assessment

Exchange your books with your deskmates'. Check each other's answers in Listening B and put a tick  in the correct place.

Name and surname:


Zury's day	correct answer	incorrect answer
		
		
		
		
		
		
		



Speaking A

Zury and his classmates play a game.

Work in pairs. Follow the example. Ask and answer questions about the time.






Speaking B

Zury and Mary talk about daily routines.

Work in pairs. Choose a card. Follow Zury and Mary's example. Ask and answer questions about daily routines.



Time to think about my work today!

colour one icon in each line.



I like doing this work.



I find this work easy.



To do this work, I need...





Unit 6

FUN WITH SCIENCE






Listening A

Tapescript 6.1

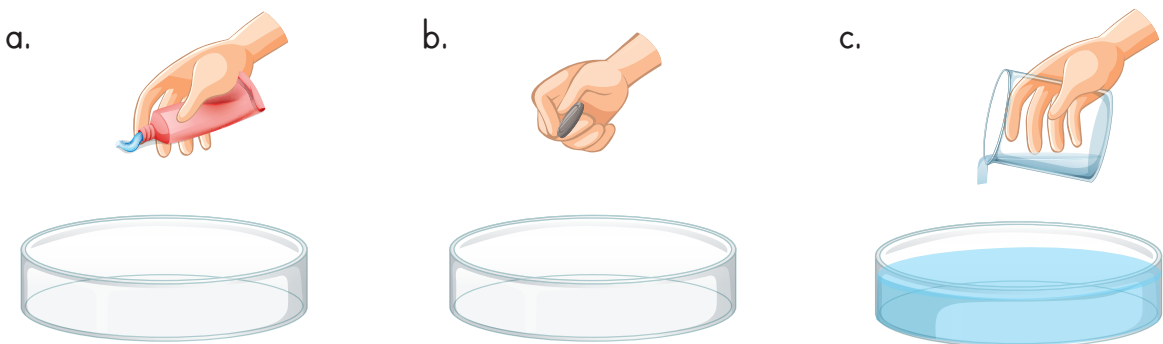
Zury does an experiment for his project at the laboratory. He tells his classmates the steps of the experiment.

Steps of the Experiment

Step 1

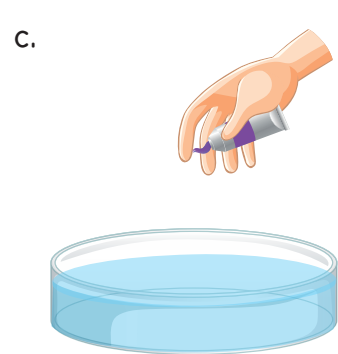
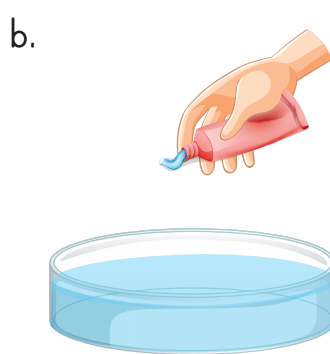
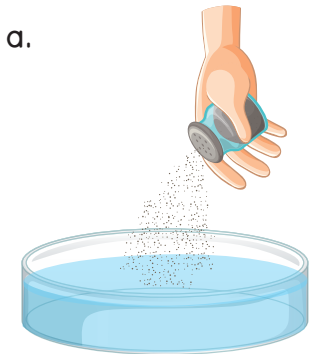


Step 2



Listen and circle the correct picture. Follow the example.


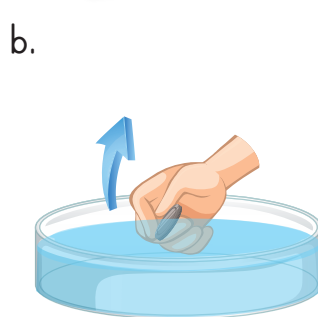
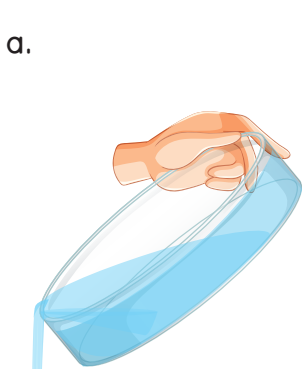
Step 3



Step 4



Step 5





Self-assessment

Check your answers in Listening A. It is fun time. Now, you do the experiment in your classroom. Then, watch Zury's animation, check the steps of the experiment.

Name and surname:



My achievement
today





Scan it for
Zury's animation



Listening B


Tapescript 6.2
B.1

Zury is at the laboratory. Zury and his friends talk about experiment materials.

B1: Listen and put a tick  in the box if the material is in the correct place or put a cross  in the box if the material is in the incorrect place. Follow the example.

Name and surname:



B2: Listen to Tapescript 6.2 again and *write down*  the phrases in the correct place. Follow the example. Some of the phrases can be used more than once.

USEFUL EXPRESSIONS BOX

behind in in front of on under near x2

Material List

1. The magnifier is under the tubes.
2. The goggles are _____ the table.
3. The pebbles are _____ the red bowl.
4. The bottle is _____ the book.
5. The food colouring is _____ the book.
6. The microscope is _____ the computer.
7. The toothbrush is _____ the paper towel.



Speaking A

Zury and his classmates talk about the steps of the experiments in groups.

Work in groups of five.

A1: Discuss and decide the steps of the experiment with your group members.

A2: Talk about the steps of the experiment and put the steps in order.

A3: Present your experiments to the other groups.






Speaking B



Go to page 175

Zury and Mary talk about where the experiment items are.

Work in pairs. Stick  the experiment items to the suitable places and create your own laboratory. Ask and answer questions about where the experiment items are.





Where is the microscope?

It is on the table.





Unit 7

JOBS





Listening A

Zury talks about his family members' jobs in the classroom.

MY LOVELY

1 MIKE




TRUE

FALSE

Farmer

.....

2 ROSA



TRUE

FALSE

.....

3 EMILY



TRUE

FALSE

.....

Listen and circle True or False. If you circle False, *write down* the person's correct job. Follow the example.

FAMILY

4 TONY



TRUE

FALSE

.....

5 MAT



TRUE

FALSE

.....

6 SALLY



TRUE

FALSE

.....

7 LILLY



TRUE

FALSE

.....



Self-assessment

Check your answers in Listening A and complete the crossword puzzle to find the message.

Name and surname:

Emily

Sally

Rosa

Mike

Lilly

Tony

Mat



My dream job

1	A	2	3	4	5	6
---	---	---	---	---	---	---





Quick check

Check your answers in Listening A and complete the sentences with Zury's family members correctly. Two of the expressions are extra.

1. Mike <u>b</u>	a. drives a bus.
2. Rosa _____	b. has a farm.
3. Emily _____	c. helps sick animals.
4. Tony _____	d. has a big office.
5. Matt _____	e. teaches children.
6. Sally _____	f. writes story books.
7. Lilly _____	g. works at a restaurant.
	h. is a student.
	i. works at a hospital.





Listening B



Go to page 235

Zury sings a song to introduce different professions to his classmates.

Johnny works at a hospital.
He is not a doctor.
He likes helping sick people.
Now think a little and find the correct job!
Wait until 3 and show us the correct card!
1-2-3!

Amy works at an airport.
She flies a plane up in the sky.
Now think a little and find the correct job!
Wait until 3 and show us the correct card!
1-2-3!

Gary works at a laboratory.
He does tests; he does experiments.
Now think a little and find the correct job!
Wait until 3 and show us the correct card!
1-2-3!

Ashley works at a restaurant.
She loves serving delicious meals.
Now think a little and find the correct job!
Wait until 3 and show us the correct card!
1-2-3!



Listen to the song, try to guess people's jobs and raise the correct card. Follow the example. Two of the pictures are extra.

Tommy works at a post office.
He delivers letters to everyone.
Now think a little and find the correct job!
Wait until 3 and show us the correct card!
1-2-3!

Daisy works at a clinic.
She loves animals and helps the sick ones.
Now think a little and find the correct job!
Wait until 3 and show us the correct card!
1-2-3!

Shirley works at a theatre.
She plays different roles; she acts, she sings.
Now think a little and find the correct job!
Wait until 3 and show us the correct card!
1-2-3!



Scan it for
Zury's animation





Quick check



Go to page 177

Listen to the song again and guess people's jobs and raise the correct card.
Follow the example. Two of the pictures are extra.





Zury and his classmates play guess the jobs games.

A1: Cut out the pictures at pages

A2: Choose a name for your character and *write down* her or his name and age.

A3: Choose one picture in each group and stick them to the correct places.

A4: Create your own character and guess each other's character's job.





[illegible]



Listening A

Tapescript 8.1

Zury plans to travel all over Europe, so he listens to the weather forecast.

Listen and draw lines . Follow the example. Two of the icons are extra.

a.  b.  c. 

1) OSLO
2) BERLIN
3) PARIS
4) ROME
5) ISTANBUL

d.  e.  f.  g. 



Quick check



Go to page 199

Cut out the weather icons. Show the weather icon you matched with the city in Listening A.






Listening B

Tapescript 8.2

Zury and Tom prepare Zury's suitcases.





Listen to the conversation carefully and stick  the clothes in the correct suitcases. Follow the example. Two of the pieces of clothing are extra.





Self-assessment

Check your answers in Listening B with your teacher and ~~colour~~ one star for each item placed in the correct suitcase.

Name and surname:

CHECKLIST
My Achievement Today

1. Berlin		
2. Oslo		
3. Rome		
4. Istanbul		
5. Paris		





Zury and Jack talk about the weather and clothes.

Work in pairs. Do the craft and talk about the weather and clothes using positive and/or negative sentences. Follow Zury and Jack's example.





Listening C

Tapescript 8.3

Zury sings a song about the seasons of the year.

Listen to the song and number ~~1~~ the pictures correctly.

a.



b.



c.



d.



Scan it for
Zury's animation



Quick check



Go to page 223

Cut out the season pictures. Listen to the song again and show the pictures in the order described in the song.





Speaking B

Zury and his classmates talk about the seasons and weather.

Choose a card from the box. Go to the correct corner. Talk about the seasons and weather. Follow the example.





Zury's classmates talk about their needs and weather.

Work in pairs. Do the craft. Create similar dialogues. Follow the example.





Unit 9

MY FRIENDS





Listening A


Today is the parent-teacher conference day in Zury's school. The students' relatives are waiting in the corridor and the students describe them to their classmates.

1. Ella

2. Emily

3. Henry



Listen and *write down*  the numbers of the relatives in the boxes. Follow the example. Two of the characters are extra.





Peer assessment

Exchange your books with your deskmates'. Check each other's answers in Listening A and *write down* the characters' names in the table. Put a tick ✓ or a cross ✗ in the table. Follow the example. Two of the characters are extra.

Name and surname:

CHECKLIST
My friend can hear

1.		Emily's description	<input checked="" type="checkbox"/>
2.		's description	<input type="checkbox"/>
3.		's description	<input type="checkbox"/>
4.		's description	<input type="checkbox"/>
5.		's description	<input type="checkbox"/>
6.		's description	<input type="checkbox"/>
7.		's description	<input type="checkbox"/>
8.		's description	<input type="checkbox"/>
9.		's description	<input type="checkbox"/>



Time to think about my work today!

colour one icon in each line.

I like doing this work.



I find this work easy.



TO do this work, I need...






Listening B

Tapescript 9.2

Zury and his friends are at the "Us in our old age" party.



Listen and stick  the masks to the correct characters. Follow the example.
Two of the masks are extra.

old age



Mary



Jack



Harry



Emily



Quick check

Check your answers in Listening B and *write down* your answers on a piece of paper. Then, give it to your teacher.





Zury and Tom describe their best friends to each other. They try to design their best friends' identikit.

Work in pairs. Follow Zury and Tom's example and create similar dialogues.





Zury is at his grandparents' home on Saturday. Somebody takes Zury's grandparents' jewellery box from the bedroom. Zury reports the incident to a policeman.

B1: Listen to Tapescript 9.3, discuss in groups and decide the guilty ones.

B2: Describe each of the character to the other groups.

B3: Listen to Tapescript 9.4 and check whether your guesses are correct.



my notes



Unit 10

FOOD AND DRINKS






Listening A

Tapescript 10.1

Zury and his classmates prepare baskets for the food fair at their school.

Listen and draw lines  to match the characters with the correct baskets.
Follow the example. Two of the baskets are extra.



1. Zury



2. Harry



3. Mary



4. Jack




5. Nora

a.



b.



c.



d.




e.



f.



g.





Self-assessment

Check your answers in Listening A with your teacher. Then, *write down* the letters of the food and drinks in the correct basket. Follow the example. Two of the food or drinks are extra.

1.



2.



3.



4.



5.



- a. An apple
- b. Bread
- c. Butter
- d. Cheese
- e. Chicken
- f. Chips
- g. Fish
- h. Honey
- i. Lemonade
- j. Meatball
- k. Milk
- l. Pasta
- m. Pizza
- n. Salad
- o. Soup
- p. Water
- r. Yoghurt

How I feel about my work today!



Got it!

b, c, h,



Need practice!



Need help!



Listening B

Tapescript 10.2

Zury helps Mrs Walker sell food and drinks at the food fair for charity.

Listen and circle the correct food or drink(s) for each character. Follow the example.

enjoy the Food Fair			
	A	B	C
1 Nora			
2 Harry			
3 Mary			
4 Tom			
5 Emily			
6 Jack			



Peer assessment

Check your answers in Listening B and complete the table with the food or drink(s) you heard. Then, exchange your books with your deskmates'. Check each other's answers in Listening B and put a tick ✓ in the box if your friend's answer is correct.

Name and surname:

1	 Nora	<u>a sandwich</u>	✓	<u> </u>	
2	 Harry	<u> </u>		<u> </u>	
3	 Mary	<u> </u>		<u> </u>	
4	 Tom	<u> </u>		<u> </u>	
5	 Emily	<u> </u>		<u> </u>	
6	 Jack	<u> </u>		<u> </u>	




Listening C

Tapescript 10.3

Zury and his classmates talk about their needs and feelings.

Listen and circle the correct emoji. Follow the example.

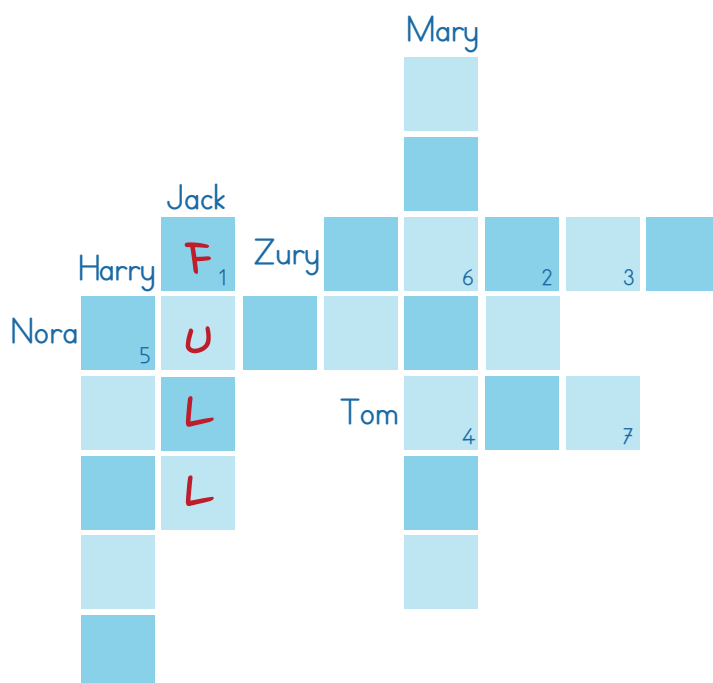
1	 Jack	a. 	b. 
2	 Zury	a. 	b. 
3	 Mary	a. 	b. 
4	 Tom	a. 	b. 
5	 Nora	a. 	b. 
6	 Harry	a. 	b. 



Quick check

Check your answers in Listening C and complete the crossword puzzle to find the tongue twister.

Name and surname:



Let's find the tongue twister!

F₁ 2 3 4 5

F₁ 2 6 3 7

F₁ 6 4 5

F₁ 6 4 5

F₁ 2 3 4 5

F₁ 2 6 3 7

F₁ 2 6 3 7

F₁ 6 4 5

F₁ 2 3 4 5

F₁ 6 4 5

F₁ 2 6 3 7

F₁ 2 3 4 5

Scan it





Speaking A

Zury and his classmates talk about basic needs and feelings.

A1: Work in pairs. Ask and answer questions about needs. Then, share your peer's needs with the rest of the class.

A2: Work in pairs. Ask and answer questions about feelings. Then, share your peer's feelings with the rest of the class.







CRAFTS

Unit 1 Classroom Rules / Listening D

Cut out pictures ✂



Emily



Harry



Jack



Mary



Nora




Tom

Unit 2 Nationality / Speaking A

How to prepare the puppet:



Unit 2 Nationality / Speaking A



PAUL



DANTE



ANA

Cut out puppets ✂

Unit 2 Nationality / Speaking A



AYŞE



PEDRO



SAKURA

Cut out puppets ✂

Unit 2 Nationality / Speaking A



SHU



CLARA



JONAS

Cut out puppets ✂

Unit 2 Nationality / Speaking A



STEVE



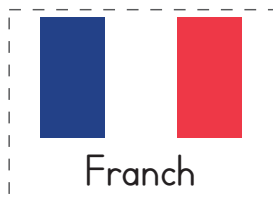


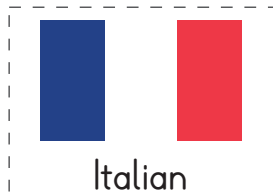
AMER



MAHRU

Cut out puppets ✂




Unit 2 Nationality / Speaking A



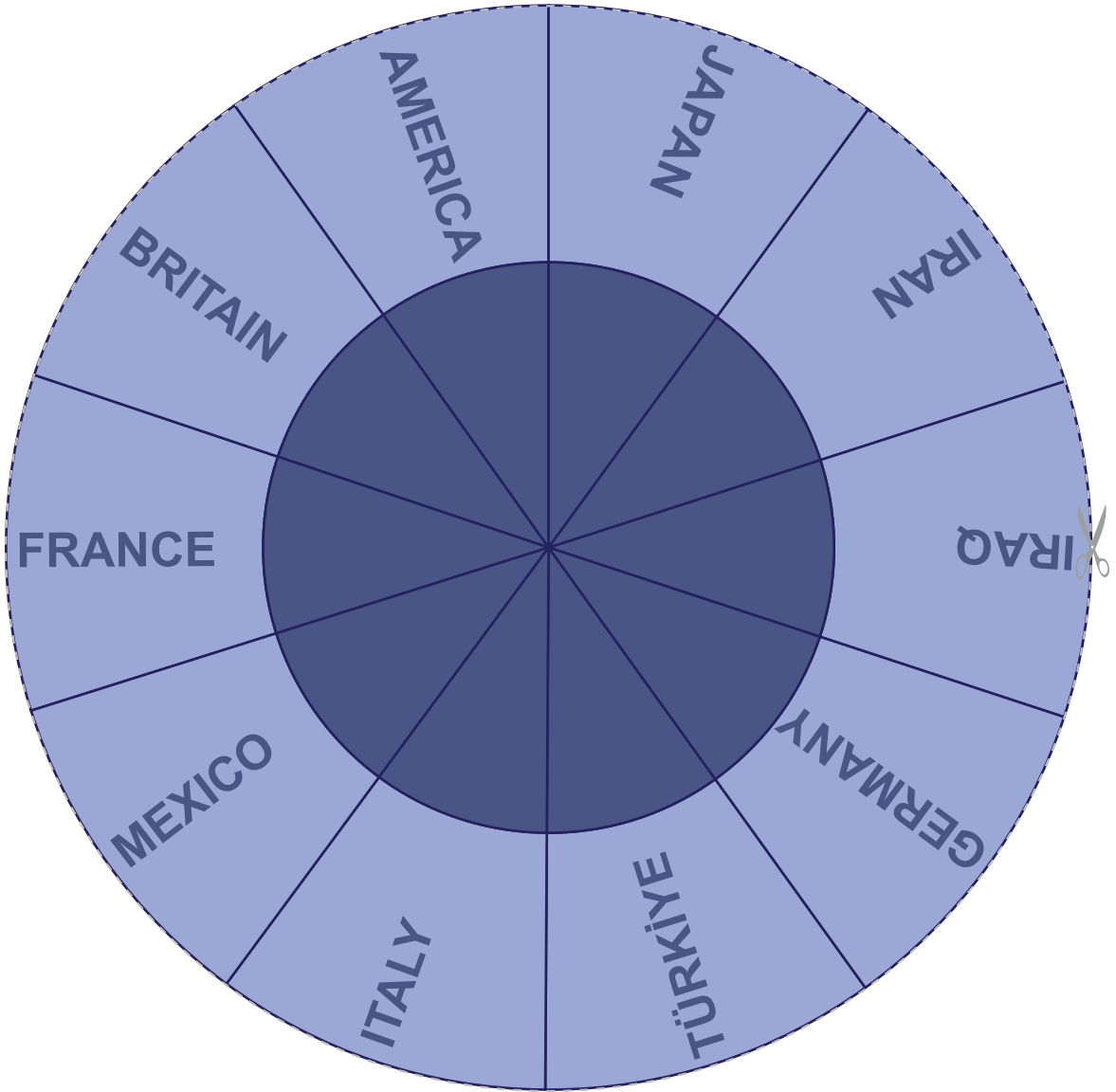
Cut out flags ✂

Unit 2 Nationality / Speaking B

How to prepare the spin wheel:

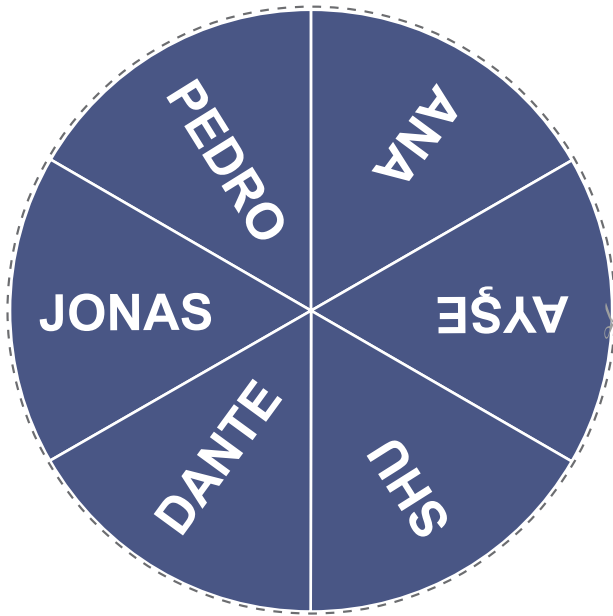


Unit 2 Nationality / Speaking B



Cut out wheel ✂

Unit 2 Nationality / Speaking B



Cut out pictures✂




Unit 4 Free Time / Listening A Quick Check

CORRECT ANSWER





Unit 5 My Day / Listening A Self-assessment



Cut out pictures✂

Unit 5 People I Love / Listening A



Cut out pictures ✂

Unit 6 Fun with Science / Speaking B



Cut out pictures ✂

Unit 7 Jobs / Listening B Quick Check



Name and job
Johnny, a nurse

Unit 7 Jobs / Listening B Quick Check



Name and job

Unit 7 Jobs / Listening B Quick Check



Name and job

Unit 7 Jobs / Listening B Quick Check



Name and job

Unit 7 Jobs / Listening B Quick Check



Name and job

Unit 7 Jobs / Listening B Quick Check



Name and job

Unit 7 Jobs / Listening B Quick Check



Name and job

Unit 7 Jobs / Listening B Quick Check



Name and job





Unit 7 Jobs / Listening B Quick Check



Name and job


Unit 7 Jobs / Speaking A

How to prepare the craft:





Unit 7 Jobs / Speaking A



1.Name

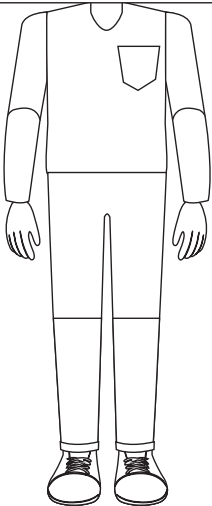
2.Age

3.Country/Nationality

4.Uniform
Yes/No

5.Likes

6.Working place




Names

Amelia
Mia
Dominic
Andry
April
Marliene
Mary
Rosa
Merriam
Sue
Sofia
Victoria
Emma
Emily

Names

Oliver
Yusuf
Ethan
Lucas
Noah
Trust
Ivan
Matt
Adam
Scott
Terry
Liam
Harry
Jacob



1.Name

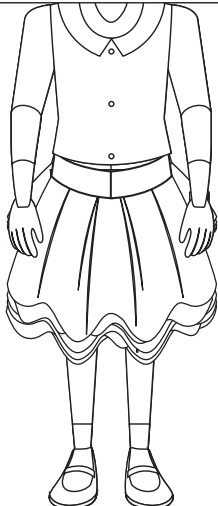
2.Age

3.Country/Nationality

4.Uniform
Yes/No


5.Likes

6.Working place




Unit 7 Jobs / Speaking A

3. Countries



4. Uniforms



Cut out pictures

Unit 7 Jobs / Speaking A

5. Likes



Cut out pictures ✂

Unit 7 Jobs / Speaking A

6. Working Places




Cut out pictures

3. any other flag	4. any other uniform	5. any other like	6. any other place
-------------------------	----------------------------	-------------------------	--------------------------

Unit 8 My Clothes / Listening A



Unit 8 My Clothes / Listening A



Unit 8 My Clothes / Listening A



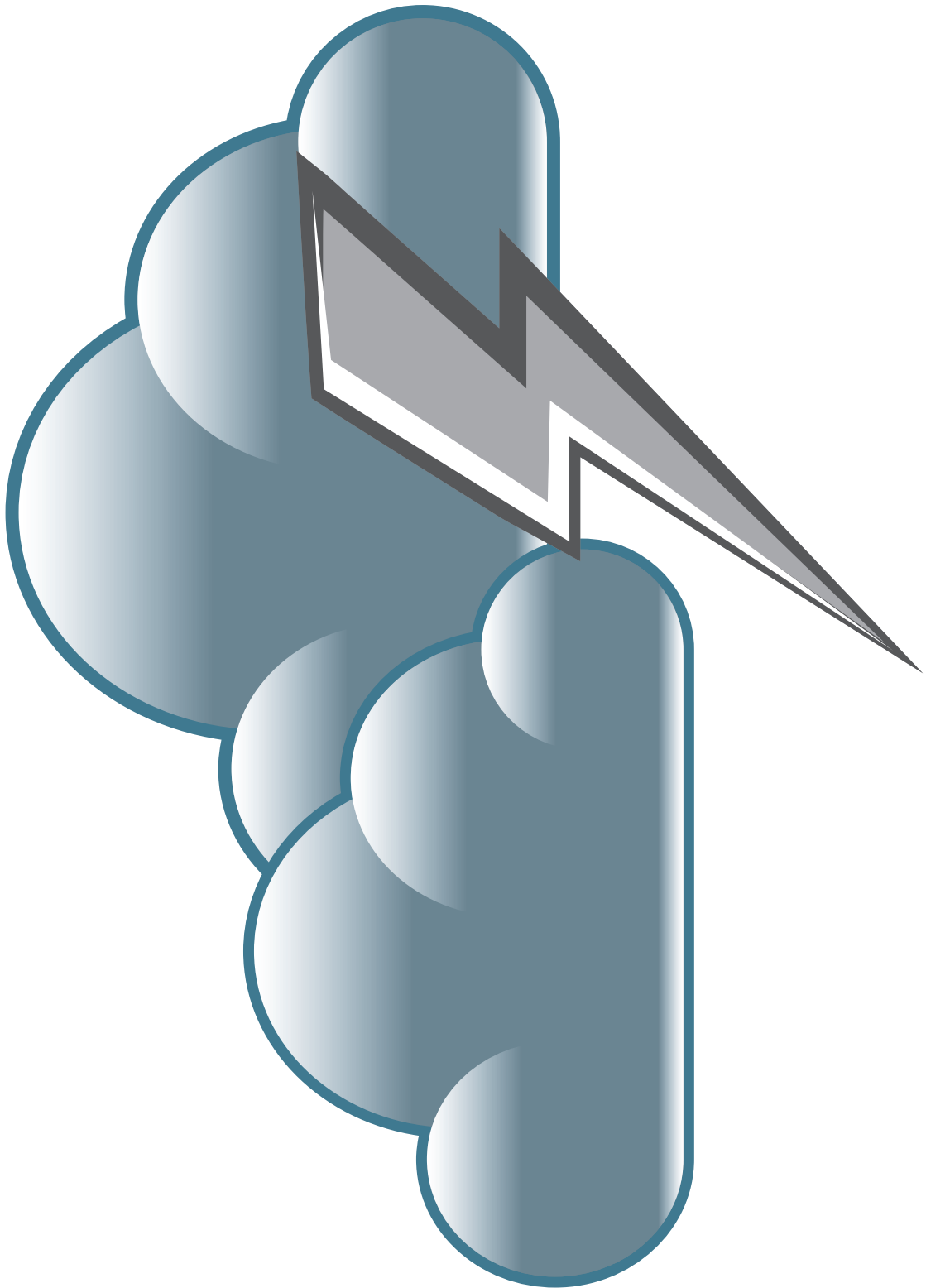
Unit 8 My Clothes / Listening A




Unit 8 My Clothes / Listening A



Unit 8 My Clothes / Listening A






Unit 8 My Clothes / Listening B



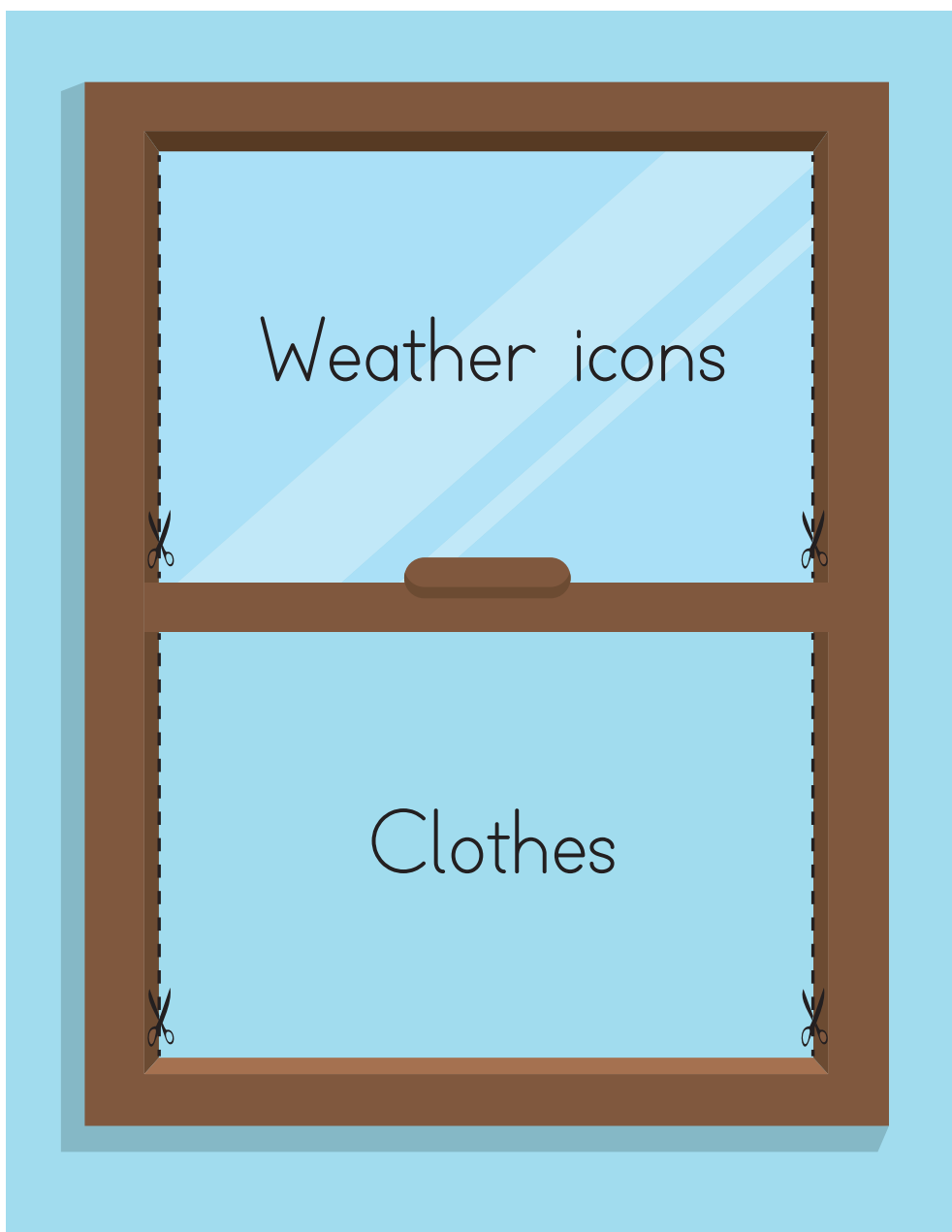
Unit 8 My Clothes / Speaking A


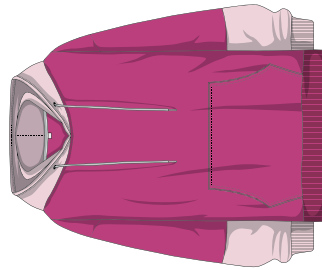

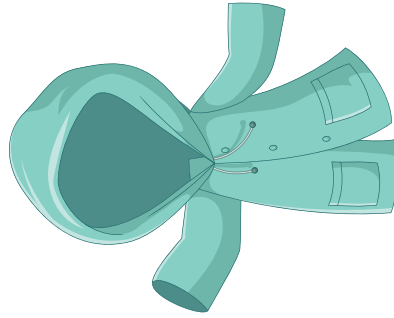

How to prepare the craft:

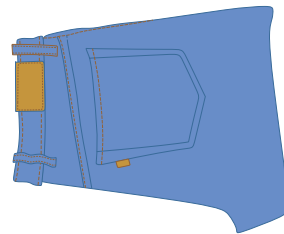
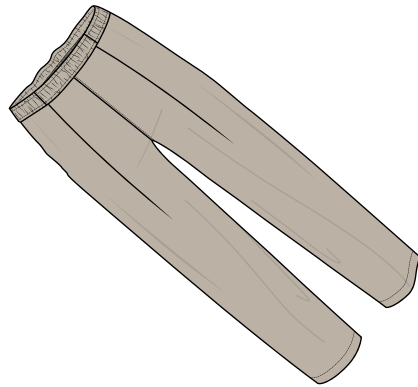
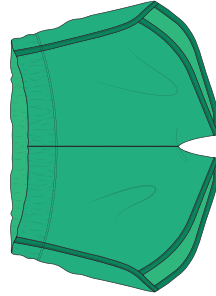
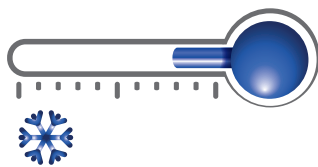



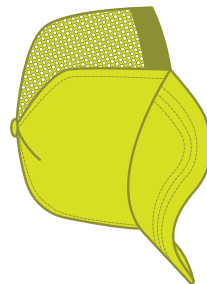
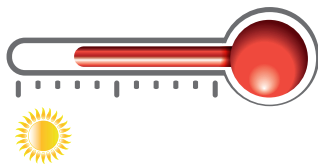



Unit 8 My Clothes / Speaking A




Cut out pictures ✂

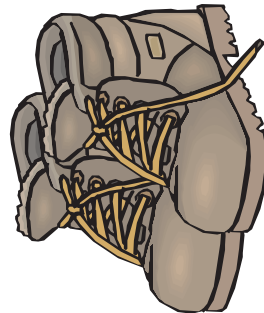















Unit 8 My Clothes / Listening C Quick Check



Unit 8 My Clothes / Listening C Quick Check



Unit 8 My Clothes / Listening C Quick Check



Unit 8 My Clothes / Listening C Quick Check


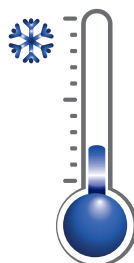



Unit 8 My Clothes / Speaking C

weather icon

clothes

Cut out pictures ✂



Cut out pictures ✂





Cut out pictures ✂

Unit 8 My Clothes / Speaking C



Cut out pictures ✂

Unit 9 My Friends / Listening B

Cut out pictures ✂

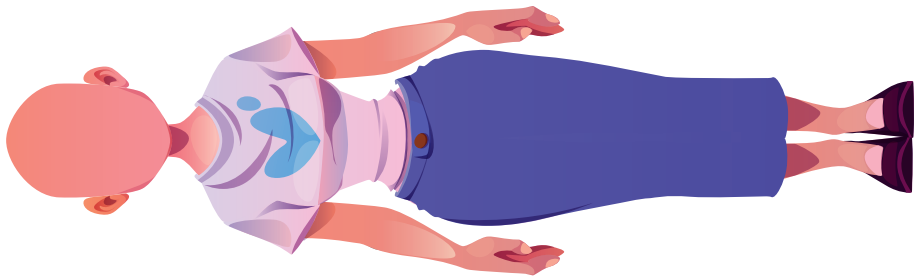
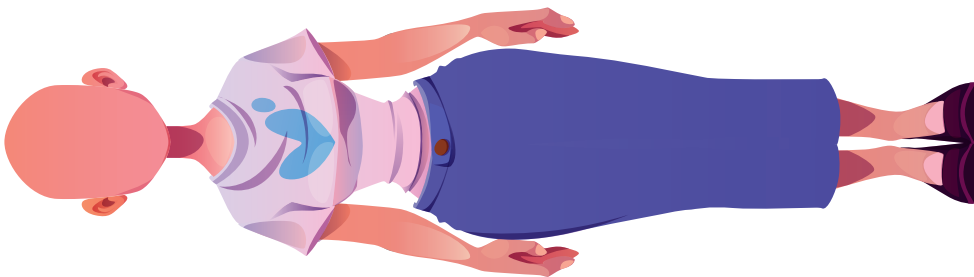
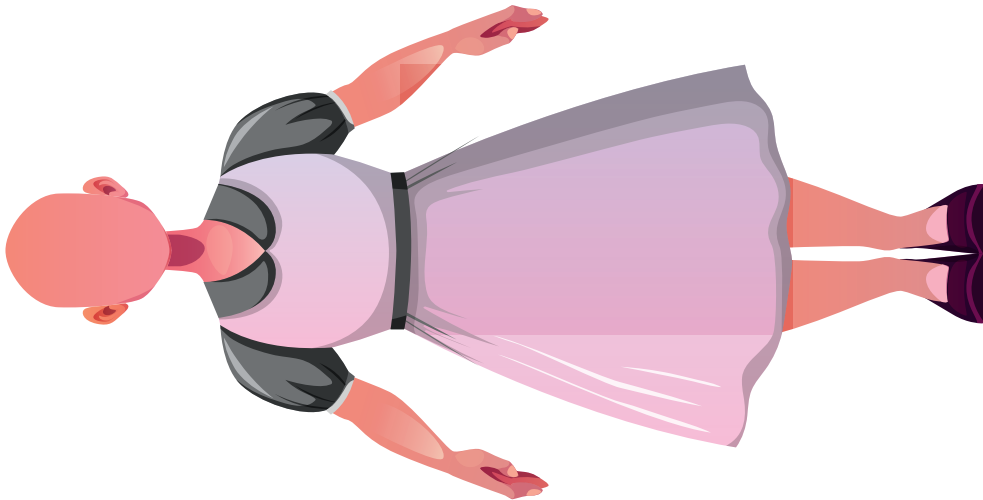
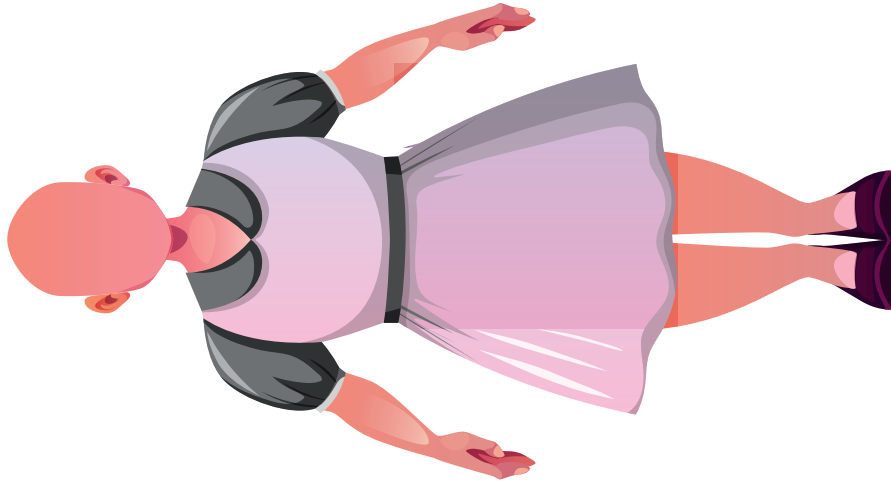


Unit 9 My Friends / Speaking A

Speaking Tips	Ask	Answer
Eyes (Colour)		
Hair (Length/shape/colour)		
Nose (Size)		
Mouth (Size)		
Height		
Weight		


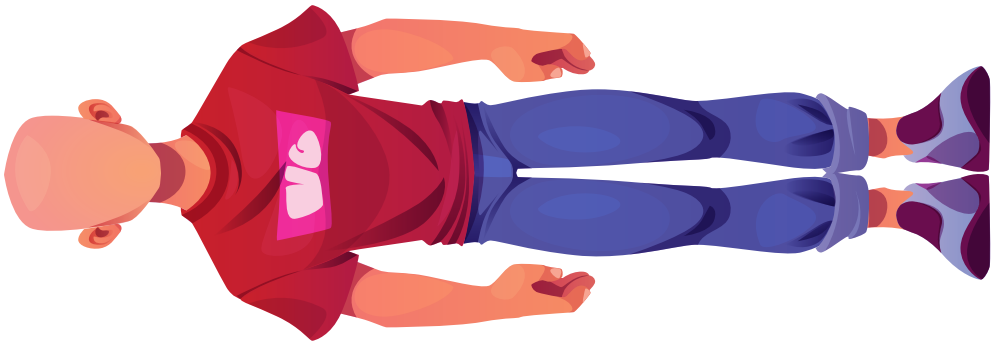


Unit 9 My Friends / Speaking A



Cut out pictures ✂


Unit 9 My Friends / Speaking A



Cut out pictures ✂



Unit 9 My Friends / Speaking A




Cut out pictures ✂

Unit 9 My Friends / Speaking A



Cut out pictures ✂

Unit 9 My Friends / Speaking A



Cut out pictures ✂







Scan it



for Zury's song